

Sound Study Air WAV Visual Bill of Materials

Resistors

47Ω - R1, R2



220Ω - R17*, R18*



1kΩ - R7



1.5kΩ - R11*, R12*, R13*, R14*, R15*



8.2kΩ - R3, R4



10kΩ - R8*



22kΩ - R9*, R20*



47kΩ - R10*, R21*



100kΩ - R19*



330kΩ - R5



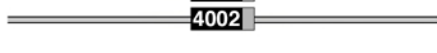
Total=19

Diodes

3mm Red LED - LED1*, LED2*, LED3*, LED4*, LED5*



BAT85S - D1, D2, D3, D4, D7*, D8*



1N4002 - D5, D6



Total = 13

Capacitors

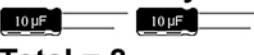
1nF Ceramic - C1, C4



100nF Ceramic - C2, C3, C5, C8




10uF Electrolytic - C6, C7




Total = 8

Integrated Circuits

LM78L05 - IC1



TL074 & 14 Pin Socket - IC4



Total = 3

Potentiometers

B50kΩ Vertical PCB Mount - TIME-POT*, CHANNEL-POT*



B50kΩ small box Trimmer - OUTPUT VOLUME



Total = 3

Jacks / Switches / Button

3.5mm Mono PJ-301BM-12 Vertical Jack - RESET-CV*, TIME-CV*, OUTPUT*, CHANNEL-CV*



Vertical SD Card Holder - X1



4-Pin Push Button - RESET*



Total = 6

Headers / Sockets


11x1 Male - JP2*

7x1 Male - JP4*



11x1 Socket - JP1

7x1 Socket - JP3



Teensy Sockets - See Assembly Instructions

14x1 Socket

13x1 Socket

2x1 Socket



Total = 7

* Component is on Control Board

Sound Study Air WAV Visual Bill of Materials

Other

BL01RNA Ferrite Bead - L1, L2



200mA Resettable Fuse - F1, F2



5x2 Power Header - POWER



Teensy 3.0, 3.1 OR 3.2*



Teensy Headers

13x1 Header



14x1 Header



2x1 Header



10 - 16 Pin Power Cable



White Davies Clone Knobs



2.5x6mm Screws




3x6mm Screws



Total = 14

PCB/Panel



* Any of the Teensy 3.X series will work.